

125, 150 & 200 H.P.

Sullivan

Palatek®

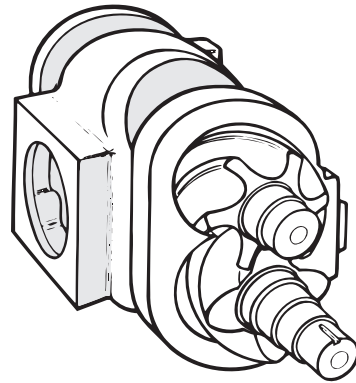
Rotary Screw Air compressors



*Proven performance
with exceptional design.*

Sullivan Palatek®

“The Ultimate Performance Rotary Screw Air Compressor”



Fluid Fill & Level Elbow
One piece fluid fill elbow and level indicating sight glass. Vented cap for pressure release when filling.




Air Intake Filter
Oversized dry type, with replaceable element.

Inlet/Check Valve
One piece housing for dependable performance and complete modulation.



Coupling & Drive
Compressor is flange mounted to motor C-face for positive alignment and direct driven by zero maintenance coupling which carries a **Five Year Warranty**.



150/250 H.P. SHOWN

The advantages of owning a Sullivan-Palatek Rotary Screw Air Compressor.

Sullivan-Palatek provides low maintenance, high performance and one of the most reliable air ends in the industry. **FIVE YEAR WARRANTY.**

Our design features advanced profile rotary screws that provide improved efficiency. Operating costs are significantly reduced because compressors can be sized to desired operating conditions.

Standard Features

Electric Motor
230/460 volt (125-150-200 H.P.), Nema, T-frame, C-face, open drip proof squirrel cage induction type.
FIVE YEAR LINCOLN MOTOR WARRANTY.

Motor Starter
460 volt (125-150-200 H.P.), full voltage magnetic starter with 110 volt controls, solid state circuit breaker primary and secondary protection, Nema-1 enclosure, UL, ETL listed and three phase overload with reset and phase protection. Other voltages available. Cooling fan protected by overload relay. Soft Start Starters, Solid State Starters, Wye Delta Starters and Variable Frequency Drives with Micro Processor Control are available upon request.

Separator Tank
ASME coded 200PSIG tank, relief valve, minimum pressure/check valve and high efficiency replaceable oil separator element. Flexible stainless steel braided discharge pipe.

Protective Devices
Class 20 Solid State overload relay, high air temperature, high discharge temperature, high pressure shutdown switches are standard. Anti-restart pressure switch prevents starting while air compressor is pressurized. Anti-reversing control and unloaded start are also standard.



125, 150 & 200 H.P.

Controls
Full modulation, electronic control, for smooth lowest possible no load power. Automatic Start/Stop with timed shut-off, or constant run selection.

Instrumentation
Line pressure gauge, discharge pressure gauge, hour meter, temperature gauge, oil filter and separator element differential gauges.

Acoustical Enclosure, Optional
Easily removable panels for accessibility and maintenance. Coated acoustical 2 inch material for easy cleaning and quieter package.



Cooling System
Cooling system with single fan motor. Large side by side oil cooler and after cooler for easy cleaning. Updraft design allows hot air to be recovered or discharged from top of machine.



Dual Oil Filter
Large capacity spin on type filters, mounted strategically for ease of maintenance.



STANDARD PERFORMANCE MODELS



5, 7.5 & 10 H.P.



15 & 40 H.P.



40, 50 & 60 H.P.

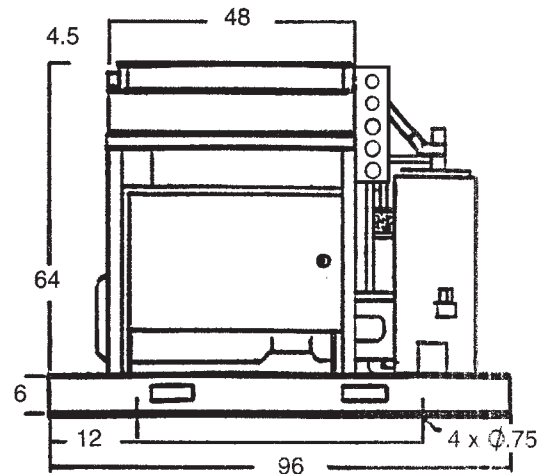
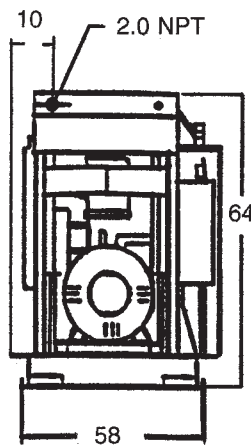


75 & 100 H.P.

SPECIFICATIONS

Model	125UD	150UD	200UD
Drive Motor (HP)	125	150	200
Fan Motors (HP)	5	5	5
Sump Capacity (GAL)	25	25	25
Discharge (Inches)	2"	2"	2"
Length (Inches)	96	96	96
Width (Inches)	58	58	58
Height (Inches/open)	64	64	64
Height (Inches/enclosed)	67	67	67
Weight (LBS)	3200	3600	3600
*Weight (enclosed)	3650	4050	4250

Sold and Serviced By:



ALL DIMENSIONS SHOWN IN INCHES.